

Under-reporting of violent incidences by RANs



Personal Violence

- verbal aggression
- property damage
- physical violence
- sexual harassment
- stalking and
- sexual abuse/assault

Frequency of violence in previous 12 months 2010

Type of violence (personal)	Frequency
Verbal aggression	79.5%
Property damage	31.6%
Physical violence	28.6%
Sexual harassment	22.5%
Sexual abuse/assault	2.6%
Stalking	4.9%

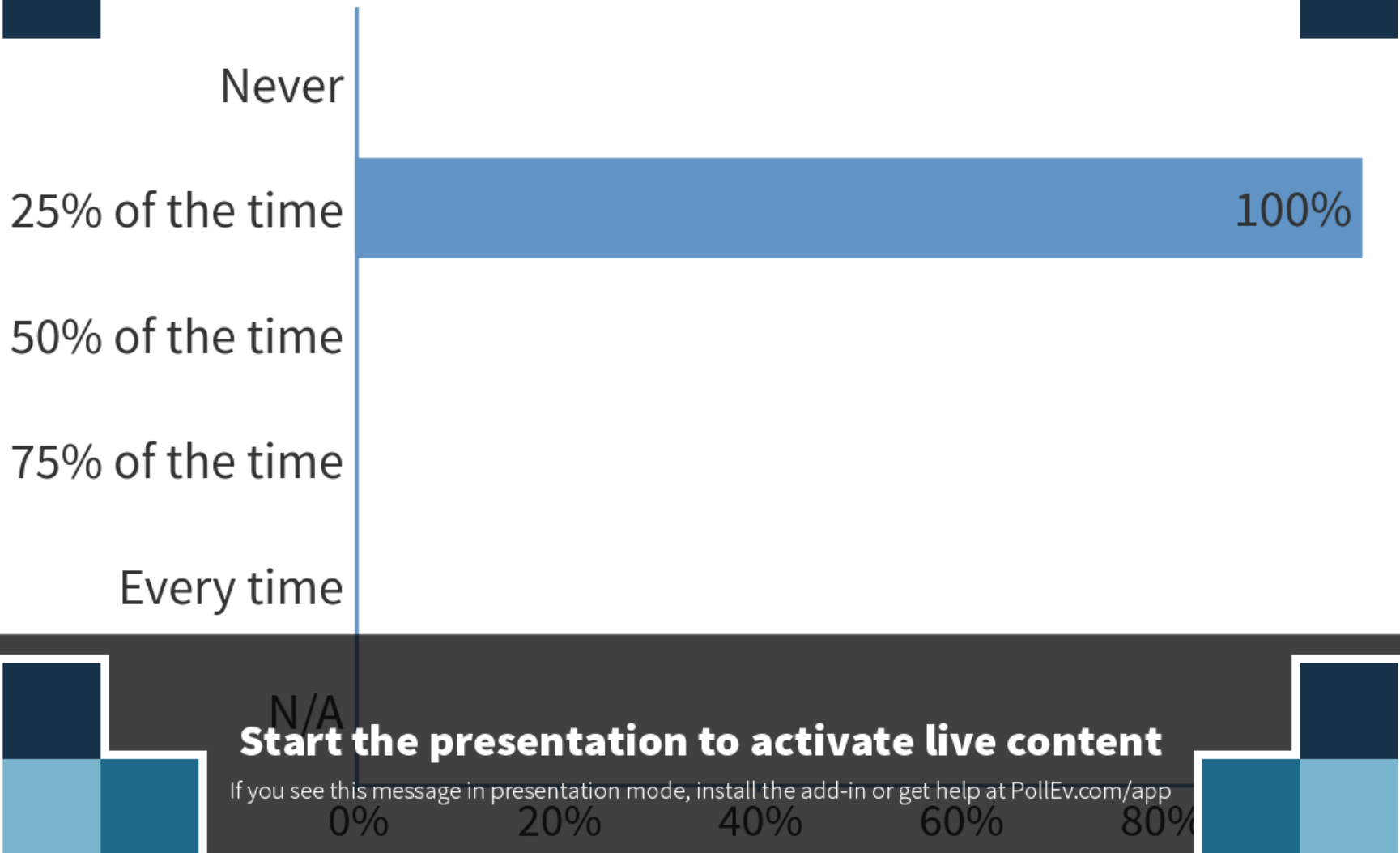
Reporting of Violence

Frequency	Percent
Never	41%
25%	16%
50% time	14.2%
75% time	6.4%
Every time	21.1%
Missing	1.4 %

Why do some not report?

- Thought it was too minor
- Thought nothing would happen, so why bother
- Thought I might get blamed for it
- Didn't want people to know
- Other

Over the last 12 months, how often have you reported incidents of personal violence?



N/A
Start the presentation to activate live content

If you see this message in presentation mode, install the add-in or get help at PollEv.com/app

0% 20% 40% 60% 80%

the main reason you haven't reported incidents of violence?



Thought it was too minor



100%

Thought nothing would happen, so why bother

Thought I might get blamed for it


didn't want people to know

Start the presentation to activate live content


If you see this message in presentation mode, install the add-in or get help at PollEv.com/app

0% 20% 40% 60% 80%





Were there any other reasons you didn't report the violence?
incidence?




Start the presentation to activate live content



If you see this message in presentation mode, install the add-in or get help at PollEv.com/app



you feel should be done to improve the reporting of violent incidences experienced by RANs



“Fgt”

4 minutes ago

“Frhf”

4 minutes ago



Start the presentation to activate live content



If you see this message in presentation mode, install the add-in or get help at PollEv.com/app

<https://www.polleverywhere.com/surveys/Yxm7Gsyk5>